

2019 Signage Catalog



3080 Bartlett Corporate Drive | Bartlett, Tennessee 38133 | Ph. 901-380-9643 Fax 901-380-9659 | E-Mail: sales@risingsigns.com

Room Signage



4" x 6"
Baymont Room Numbers



Public Area Signage



6" x 4.75"
Exterior Elevator Sign



8" x 5.25"
Staff Only Sign



8" x 5.25"
Work Room Sign



8" x 5.25"
House Phone Sign



8" x 5.25"
Pantry Sign



8" x 5.25"
Mechanical Room Sign



8" x 5.25"
Elevator Equipment Sign



8" x 5.25"
Electrical Room Sign

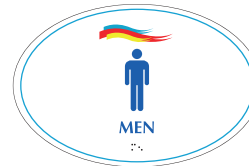
Public Area Signage



8" x 5.25"
Housekeeping Sign



8" x 5.25"
Guest Laundry Sign



8" x 5.25"
Men's Restroom Sign



8" x 5.25"
Women's Restroom Sign



8" x 5.25"
Maintenance Sign



8" x 5.25"
Guest Laundry Sign



8" x 5.25"
Left Items Sign



8" x 5.25"
Private Sign



8" x 5.25"
General Manager Sign



8" x 5.25"
Sales Office Sign



10" x 6.5"
Restrooms Sign



10" x 6.5"
Men's Restroom Sign



10" x 6.5"
Women's Restroom Sign



10" x 6.5"
Business Center Sign



10" x 6.5"
Ice & Vending Sign



10" x 6.5"
Telephone/Cable Room Sign

Public Area Signage



10" x 6.5"
Wash Hands Sign



10" x 6.5"
Storage Sign



10" x 6.5"
Whirlpool Sign




10" x 6.5"
Pool Sign



10" x 6.5"
Fitness Center Sign



10" x 6.5"
Breakfast Hours Sign



9" x 12"
Custom Text Sign



9.5" x 12"
Board Room Sign



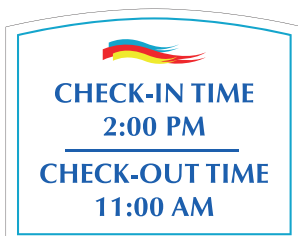
9.5" x 12"
Meeting Room A Sign



9.5" x 12"
Manager On Duty Sign



9.5" x 12"
Ownership Sign



9.5" x 12"
Check In/Out Times Sign

Guest Safety Signage



8" x 5.25"
Smoke Free Lobby Sign



8" x 5.25"
Smoke Free Lobby Sign



10" x 6.5"
Smoke Free Lobby Sign



9.5" x 12"
Exit Stairs Sign



9.5" x 12"
In Case of Fire Sign



9.5" x 12"
Maximum Occupancy Sign



9.5" x 12"
Emergency 911 Sign

Directional Signage



10" x 12"
Four Line Directional Sign



10" x 12"
Four Line Double Sided Directional Sign




10" x 12"
Four Line Double Sided Directional Sign



15" x 12.25"
Ten Line Directional Sign



15" x 14.25"
Twelve Line Directional Sign



15" x 12.25"
Seven Line Directional Sign



15" x 12.25"
Nine Line Directional Sign

Directional Signage



4" x 12"
One Line Directional Sign



4" x 12"
One Line Double Sided Directional Sign



6" x 12"
Two Line Directional Sign



8" x 12"
Three Line Directional Sign



12.25" x 15"
Six Line Directional Sign



12.25" x 15"
Three Line Directional Sign

Front Desk Signage



12.25" x 15"
Front Desk Welcome Sign



9.5" x 12"
Manager on Duty Sign



9.5" x 12"
Manager on Duty Sign

Logo Signage



Sizes: 13" x 36", 17.5" x 48", 21.75" x 60"
Polished Gold Lobby Sign

Breakfast Signage



Sizes: 20.1875" x 35", 25.25" x 43.75"
Breakfast Corner Sign



6.5" x 10"
Breakfast Hours Sign

Parking Signage



18" x 12"
Veteran Parking Sign



18" x 12"
Parking Sign



18" x 12"
Accessible Parking Sign



18" x 12"
Van Accessible Parking Sign



18" x 12"
No Entry Sign



18" x 12"
Courtesy Parking Sign



12" x 18"
No Trucks Sign




18" x 12"
Reserved Parking

Pool Signage



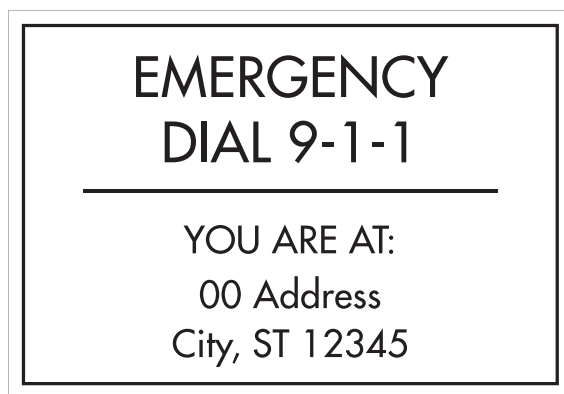
24" x 16.5"
No Diving Sign



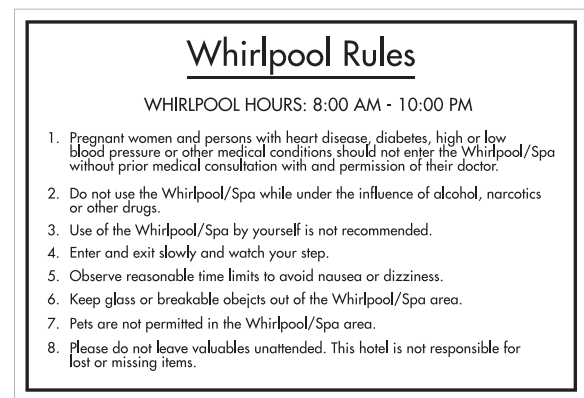
24" x 16.5"
No Lifeguard Sign



24" x 16"
Pool Rules Sign



16.5" x 24"
Emergency Dial 911 Sign



16.5" x 24"
Whirlpool Rules Sign

Pool Signage

SAUNA RULES

SAUNA IS FOR REGISTERED GUESTS ONLY

- Pregnant women and persons with heart disease, diabetes, high or low blood pressure or other medical conditions should not enter the sauna without prior medical consultation and permission of their doctor.
- DO NOT use the sauna while under the influence of alcohol, narcotics or other drugs.
- Use of the sauna by yourself is not recommended. Children under 16 must be accompanied by a responsible adult.
- Enter and exit slowly.
- Observe reasonable time limits to avoid nausea or dizziness.
- Keep glass and other breakable objects out of the sauna.

16.5" x 24"

Sauna Rules Sign

POOL RULES

POOL IS FOR USE OF REGISTERED GUESTS ONLY

HOURS: 8:00 AM-10:00 PM

- No lifeguard on duty. Do not swim alone.
- No diving. Maximum pool depth is 5'.
- Non-swimmers and children under 18 must be accompanied by a responsible adult.
- Persons under the influence of alcohol or drugs shall not use pool.
- No running or horseplay permitted.

16.5" x 24"

Pool Rules with Hours Sign

POOL RULES

POOL IS FOR USE OF REGISTERED GUESTS ONLY

- No lifeguard on duty. Do not swim alone.
- No diving. Maximum pool depth is 5'.
- Non-swimmers and children under 18 must be accompanied by a responsible adult.
- Persons under the influence of alcohol or drugs shall not use pool.
- No running or horseplay permitted.

16.5" x 24"

Pool Rules Sign

POOL SAFETY RULES

POOL IS FOR REGISTERED GUESTS ONLY

BATHING LOAD 50

- Shower before entering pool.
- No lifeguard on duty. Swim at your own risk. Never swim alone.
- No diving. Maximum pool depth is 5'.
- Non-swimmers and children under 18 must be accompanied by a responsible adult.
- No food, drink, glass or animals in pool or on pool deck.
- Persons under the influence of alcohol or drugs shall not use pool.
- No running or horseplay permitted in pool area.

16.5" x 24"

Pool Safety Rules Sign

Pool Signage



18" x 12"
Pool Lift Sign

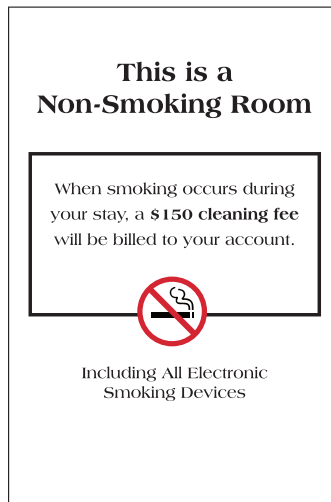


18" x 22.5"
Pool Lift Sign

In-Room Signage



2.5" x 2.5"
Sprinkler Sign



6" x 4"
Smoking Fine Sign



2.5" x 2.5"
No Smoking Sign