



HYATT  
house™

STANDARD SIGN SPECIFICATIONS



3080 Bartlett Corporate Drive | Bartlett, Tennessee 38133  
Ph. 901-380-9643 | [customercare@risingsigns.com](mailto:customercare@risingsigns.com)



# Hyatt House • STANDARD SIGN PACKAGE

## 3" x 5" Room Number



1/2" Diameter  
Guest Room Symbol  
Accessible

## 3" x 5 3/4" Room Number



1/2" Diameter  
Guest Room Symbol  
No Smoking



## 9" x 14 5/8" Guest Room Fire Evacuation & Rate Card Insert Holder

## 8 1/2" x 14" Paper Evacuation Map Insert

## 2 1/4" x 2 1/8" Rate Card Insert



3080 Bartlett Corporate Drive | Bartlett, Tennessee 38133  
Ph. 901-380-9643 | [customercare@risingsigns.com](mailto:customercare@risingsigns.com)



### **Room Identification**

SPRINKLER ROOM SPRINKLER ROOM	BOILER ROOM BOILER ROOM	CHEMICAL STORAGE CHEMICAL STORAGE	GUEST LAUNDRY GUEST LAUNDRY
MAINTENANCE MAINTENANCE	ELEVATOR EQUIPMENT ELEVATOR EQUIPMENT	ELECTRICAL ELECTRICAL	SALES SALES
STAFF ONLY STAFF ONLY	STAIR 1E STAIR 1E	POOL MECHANICAL POOL MECHANICAL	GENERAL MANAGER GENERAL MANAGER
ICE ICE	HOME OFFICE HOME OFFICE	NO RE-ENTRY NO RE-ENTRY	GUEST MARKET GUEST MARKET

3" x 6 1/2"  
1-2 Line Room ID

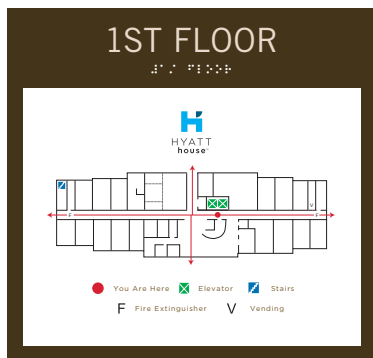


7 1/2" x 6 1/2"  
Workout Room / Pool Room ID  
with Window for Paper Insert

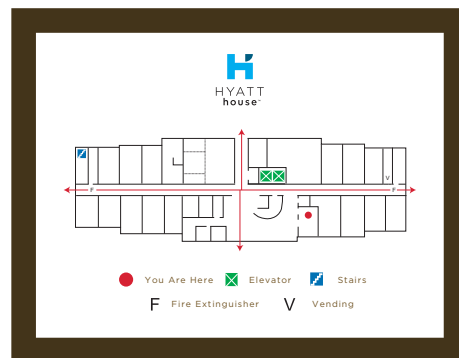
8" x 9"  
Meeting Room ID  
with Window for Isert



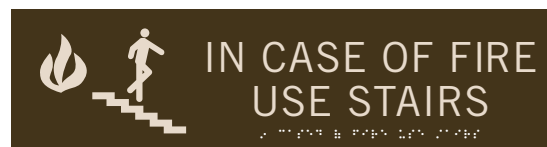
8" x 6"  
Restroom ID



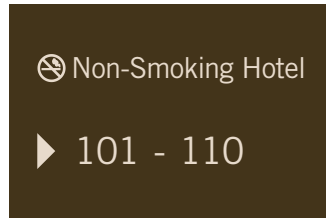
11" x 11 1/2"  
Elevator Evac Holder



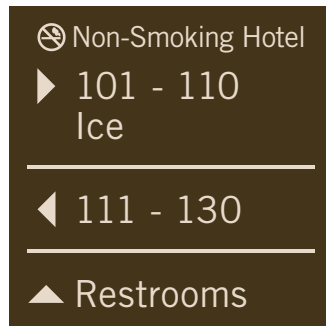
9" x 11 5/8"  
Service Area Evac Holder



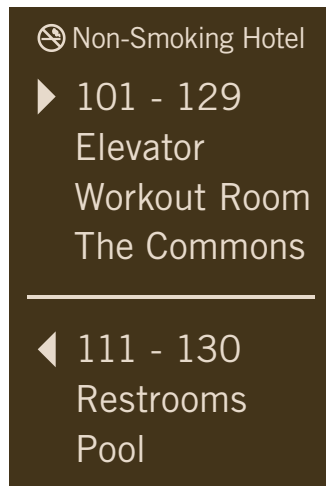
3" x 11 1/2"  
In Case of Fire Use Stairs  
(To be mounted under Elevator Evac Sign)



6" x 9"  
1 Line Directional



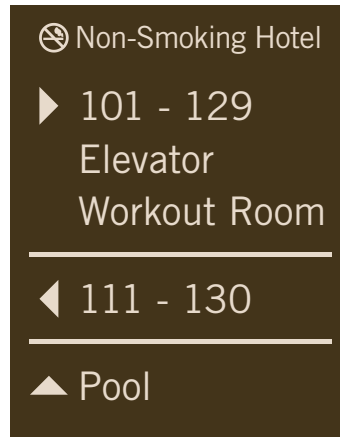
9" x 9"  
4 Line Directional



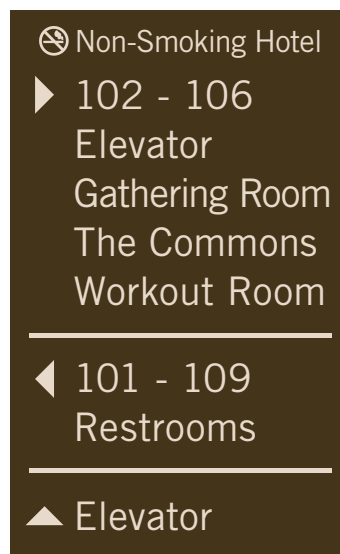
13 1/2" x 9"  
7 Line Directional



7" x 9"  
2 Line Directional



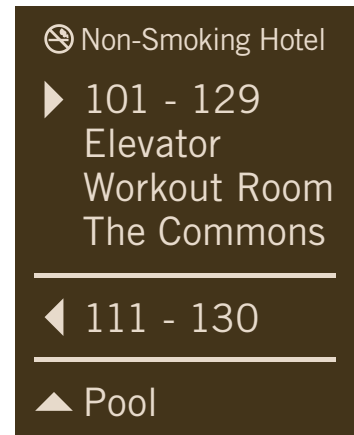
11 1/2" x 9"  
5 Line Directional



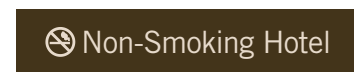
14 1/2" x 9"  
8 Line Directional



9" x 9"  
3 Line Directional



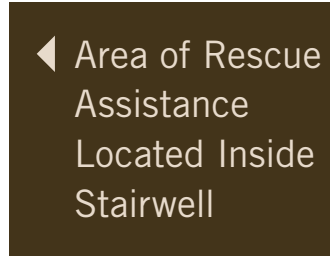
11 1/2" x 9"  
6 Line Directional



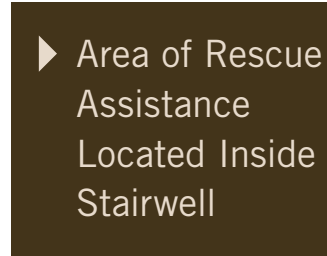
1 3/4" x 9"  
Non-Smoking Hotel



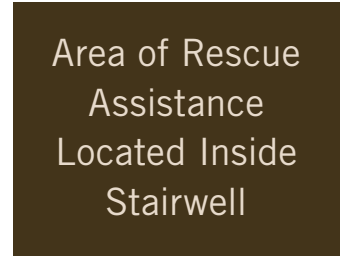
5" x 9"  
Area of Rescue  
Assistance



7" x 9"  
Left Arrow



7" x 9"  
Right Arrow



7" x 9"  
Area of Rescue  
Assistance



17 1/2" x 12"  
Interior Stairwell ID



6 1/8" x 9"  
Insert Holder



5" x 12"  
Non-Smoking Hotel



5" x 9"  
Non-Smoking Hotel



4" x 6 1/2"  
No Smoking

Please Use Your  
Guest Room Key  
Card for Entry

4" x 6 1/2"  
Informational Signs

Please Use Your  
Guest Room Key  
Card for Re-entry

Lift Handset  
for Operator

Safe Deposit  
Available  
Upon Request





Ice Located  
On Floors  
3 & 5

5" x 8"  
Informational Signs

Wet Swimsuits are NOT  
Permitted in Public Areas.  
Shirt, Pants, and Shoes  
are Required

Hotel is Not  
Responsible for Loss,  
Damage, or Theft  
of Items

3" x 6"  
Hotel Liability Info

Maximum  
Occupancy 25

1 1/2" x 6"  
Max Occupancy



6 1/2" x 6 1/2"  
Accessible Informationals

5" x 5"  
For Assistance,  
Please Ask Host

## WORKOUT ROOM RULES

For your safety it is required that you observe the following:

1. Consult and follow the advice of your physician prior to use.
2. Improper use of equipment can lead to injury.
3. Guest is responsible for knowing his/ her own physical limitations and how to use the equipment.
4. Review any instructions prior to use.
5. The Facility is not supervised and patron uses facility at his/her own risk.
6. Facility is for hotel guests only.
7. No one under the age of 16 is permitted to enter the facility without adult supervision.
8. No food or drink is permitted.
9. No glass containers or alcoholic beverages are permitted.
10. Proper attire and footwear required. No wet bathing suits or bare feet allowed.
11. Do not leave valuables unattended. Hotel is not responsible for damage, loss or theft of personal property.
12. Please wipe down the equipment after use.
13. Dial 911 in an emergency or lift handset for operator.

14 1/2" x 9"  
Workout Room Rules

## BE ALERT!

THE FITNESS EQUIPMENT IN THIS FACILITY PRESENTS HAZARDS WHICH, IF NOT AVOIDED, COULD CAUSE SERIOUS INJURY OR DEATH.

Prior to using the equipment, read the warning labels and instruction placards affixed to each machine.

If you are unsure on how to use a machine, seek the assistance of our floor personnel. We will be happy to instruct you on how to use the equipment properly.

Immediately report any piece of equipment that is not functioning properly to our floor personnel so that it may be evaluated and serviced promptly.

Do not attempt to use or fix any piece of equipment that is not functioning properly.

8 1/2" x 11"  
"Be Alert" Fitness Info

## POOL RULES

ENTER BY STEPS ONLY.  
NO JUMPING OR DIVING.

1. Shower before entering pool.
2. No diving allowed.
3. Pool is for hotel guests and their respective guests only.
4. No animals permitted in pool or on pool deck.
5. No running, horseplay, or ball playing allowed.
6. Children under the age of 16 should not use the pool without an adult in attendance.
7. Management reserves the right to deny use of the pool.
8. No food or drink permitted at the pool.
9. Glass containers are not allowed in the pool area.
10. Electrical appliances and radios are not permitted in the pool area.
11. In case of an emergency dial 911 or lift handset for operator.
12. No smoking in pool area.
13. Maximum pool occupancy is 55.

46" x 23 3/4"  
Pool Rules





**NO LIFEGUARD  
ON DUTY**

12" x 40"  
No Lifeguard on Duty

 **NO DIVING**

8" x 32"  
No Diving

○  
The hotel is not responsible for loss or damage by fire, theft, collision or other cause to any vehicle or part thereof, or its contents. Please remove all valuables from vehicles. Hotel is not responsible for loss, damage or theft of any such items. The hotel cannot be held responsible for any personal injuries that may occur in the parking facility.  
○

12" x 8"  
Parking Disclaimer

○  
Parking for guests of *HYATT house* only. Unauthorized vehicles will be towed at owner's expense.  
○

10" x 8"  
Guest Parking

○  
  
**PET WALK  
AREA**  
Please leash and clean up after your pet  
○

12" x 8"  
Pet Walk Area

